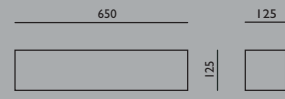


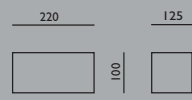
Q series




Q155	CODE	4,3 kg
1335	36W, TC-L, 2G11, KVG	
1336	55W, TC-L, 2G11, EVG	
1337	55W, TC-L, 2G11, DIM ECO	
1338	55W, TC-L, 2G11, DIM EXCEL	
1339	55W, TC-L, 2G11, DIM ANALOG 1-10V	




Q142	CODE	1,5 kg
1340	max 60W, A45, E27	
1341	100W, QT-DE12, 74,9 mm, R7s	
1342	26W, TC-D, G24d-3, KVG	
1343	26W, TC-DEL, G24q-3, EVG	



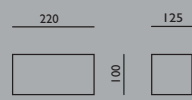
QND series



QND155	CODE	3,9 kg
1345	36W, TC-L, 2G11, KVG	
1346	55W, TC-L, 2G11, EVG	
1347	55W, TC-L, 2G11, DIM ECO	
1348	55W, TC-L, 2G11, DIM EXCEL	
1349	55W, TC-L, 2G11, DIM ANALOG 1-10V	



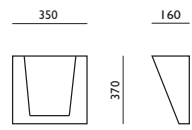
QND142	CODE	1,1 kg
1350	max 60W, A45, E27	
1351	26W, TC-D, G24d-3, KVG	
1352	26W, TC-DEL, G24q-3, EVG	



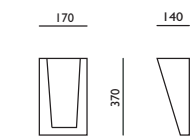
DS series



DS109	CODE	4,0 kg
1160	2 x 18W, TC-L, 2G11, KVG	
1161	2 x 18W, TC-L, 2G11, EVG	
1162	2 x 36W, TC-F, 2G10, KVG	
1163	2 x 36W, TC-F, 2G10, EVG	



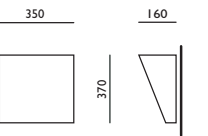
Bolt	CODE	3,1 kg
1133	24W, TC-L, 2G11, KVG	
1152	24W, TC-L, 2G11, EVG	



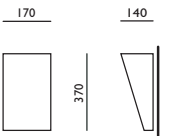
D series



D109	CODE	4,4 kg
1145	max 23W, TC-TSE, E27	
1146	150W, QT-DE12, 114,2 mm, R7s	
1147	75W, HIT-DE, Rx7s	
1149	26W, TC-D, G24d-3, KVG	
1150	26W, TC-D, G24d-3, KVG, EE	
1151	42W, TC-DEL, Gx24q-4, EVG	



D159	CODE	2,9 kg
1130	26W, TC-T, Gx24d-3, KVG	
1131	26W, TC-TEL, Gx24q-3, EVG	
1132	100W, QT-DE12, 74,9 mm, R7s	



D156	CODE	4,7 kg
1135	max 23W, TC-TSE, E27	
1136	150W, QT-DE12, 114,2 mm, R7s	
1137	75W, HIT-DE, Rx7s	
1139	32W, TC-TEL, Gx24q-3, EVG	
1140	32W, TC-TEL, Gx24q-3, EVG, EE	

