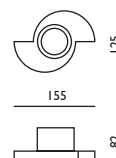




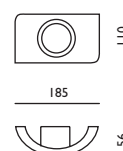
**S1** CODE

- 1811 max 50W/12V, GU5,3
- 1812 max 50W/230V, ES 50, GU10
- 1813 Power LED 3W, GU10/230V



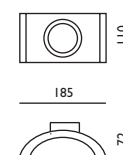
**S2** CODE

- 1821 max 50W/12V, GU5,3
- 1822 max 50W/230V, ES 50, GU10
- 1823 Power LED 3W/230V, GU10



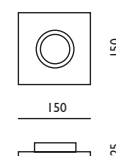
**S6** CODE

- 1861 max 50W/12V, GU5,3
- 1862 max 50W/230V, ES 50, GU10
- 1863 Power LED 3W/230V, GU10



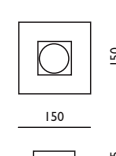
**S9** CODE

- 1890 max 50W/12V, GU5,3
- 1891 max 50W/230V, ESD-50, GZ10
- 1892 Power LED 3W/230V, GU10



**S10** CODE

- 1910 max 50W/12V, GU5,3
- 1911 max 50W/230V, ESD-50, GZ10
- 1912 Power LED 3W/230V, GU10



**S11** CODE

- 1920 max 50W/12V, GU5,3
- 1921 max 50W/230V, ESD-50, GZ10
- 1922 Power LED 3W/230V, GU10

